



# FIRE FOUNTAIN ADD-ON KIT

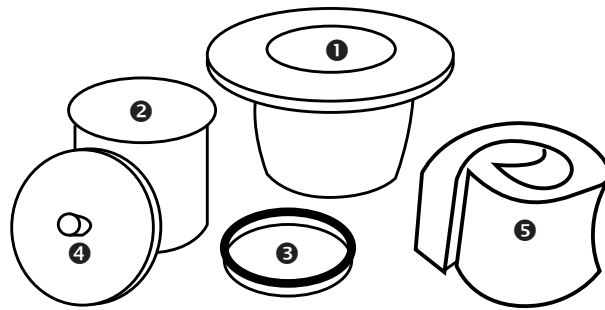
**Fire Fountain Add-On Kit  
for Stacked Slate Urns**  
Item #78221

**Fire Fountain Add-On Kit  
for Scalloped Urns**  
Item #78260

**Fire Fountain Add-On Kit  
for Rippled Urns**  
Item #78267



Contents	
No.	Description
1.	GFRC Fire Pot Holder
2.	Stainless Steel Fire Pot
3.	Stainless Steel Wick Ring
4.	Fire Pot Cover
5.	Long-lasting Wick



## Instructions

### STEP 1

- Remove all packaging and set the fire pot holder in the top of the fountain. Then, place the stainless steel fire pot into the fire pot holder (Ex. 1).

### STEP 2




- Push the wick to the bottom of the stainless steel fire pot and place the wick ring on top of the wick (Ex. 2).

### STEP 3

- Add paraffin oil (not included) to top of wick until the fire pot is full (Ex. 3) and light with a long-handled lighter or match (Ex. 4).

### STEP 4

- Place the fire pot cover over the stainless steel fire pot to extinguish the flame (Ex. 5).



## For Use With:

### Fire Fountain Add-On Kit for the Stacked Slate Urn (#78221)

- Small (#98939), Medium (#78207), and Large (#98940) Stacked Slate Urn Fountains. Please note: This kit is only compatible with 2016 production fountains or later.

### Fire Fountain Add-On Kit for the Scalloped Urn (#78260)

- Small (#78238), Medium (#78239), and Large (#78240) Scalloped Urn Fountains.

### Fire Fountain Add-On Kit for the Rippled Urn (#78267)

- Small (#78241), Medium (#78242), and Large (#78243) Rippled Urn Fountains.

For more information about our company or products, please visit our website at [aquascapeinc.com](http://aquascapeinc.com) or call us at US (866) 877-6637 or CAN (866) 766-3426