



# STACKED SLATE URNS

**Small Stacked Slate Urn**

Item #98939

**Medium Stacked Slate Urn**

Item #78207

**Large Stacked Slate Urn**

Item #98940



## Instructions

### STEP 1

- Set the fountain on an appropriate basin or reservoir (Ex. 1).

### STEP 2




- Connect the pipe to the water pump (not included) and set the pump in the basin or reservoir (Ex. 2).

### STEP 3

- Fill the basin or reservoir with water (Ex. 3).

### STEP 4

- Plug in the pump and enjoy (Ex. 4).



## Quick and Easy Fountain Assembly

Stacked Slate Urns come in two, three, or four parts for easy transport. Assemble the fountain by stacking the sections and locking them in place by twisting in a clockwise motion.



## Recommended Products

### WATER PUMP

Recommended Pump for the Small Stacked Slate Urn:  
Ultra 550 Water Pump (#91006) or larger

Recommended Pump for the Medium Stacked Slate Urn:  
Ultra 1100 Water Pump (#91008) or larger

Recommended Pump for the Large Stacked Slate Urn:  
Ultra 2000 Water Pump (#91010) or larger

### SUB-SURFACE RESERVOIR/BASIN

Recommended Basin for the Small Stacked Slate Urn:  
AquaBasin® 30 (#78223) or DecoBasin (#60000)

Recommended Basin for the Medium Stacked Slate Urn:  
AquaBasin® 45 (#78224)

For more information about our company or products, please visit our website at [aquascapeinc.com](http://aquascapeinc.com)  
or call us at US (866) 877-6637 or CAN (866) 766-3426